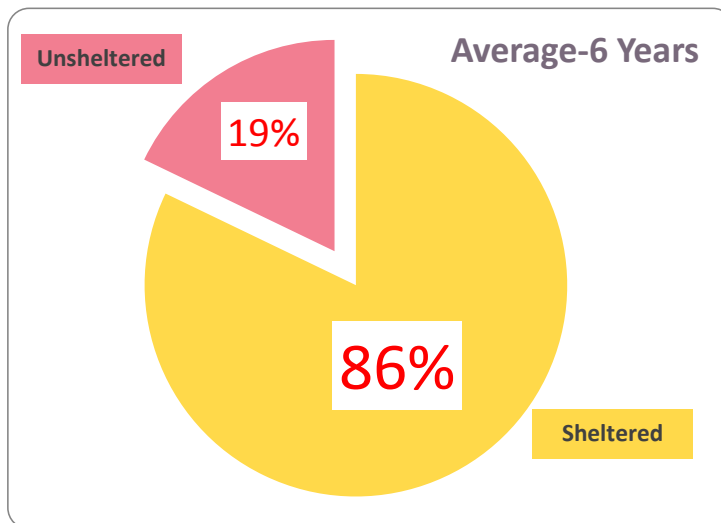
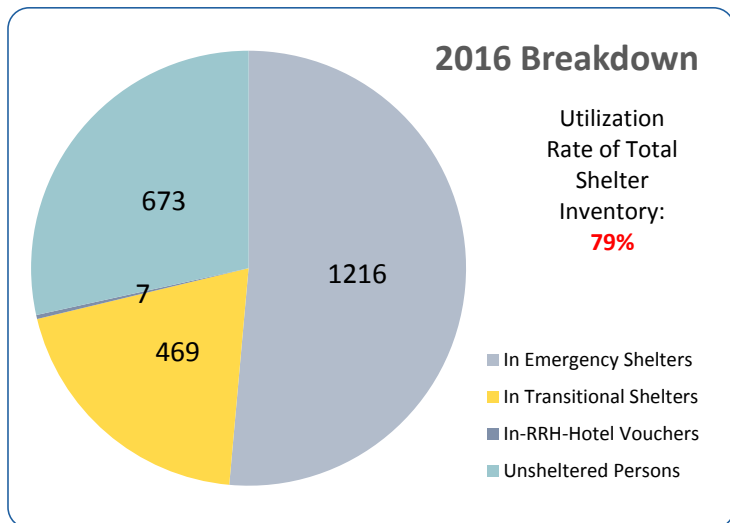
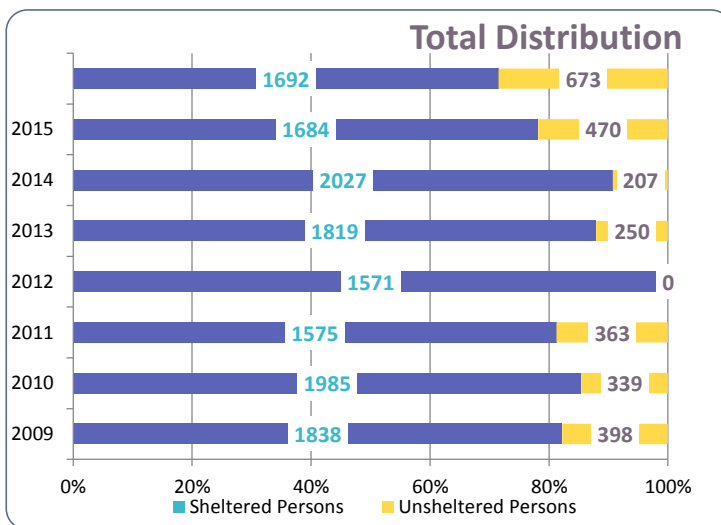
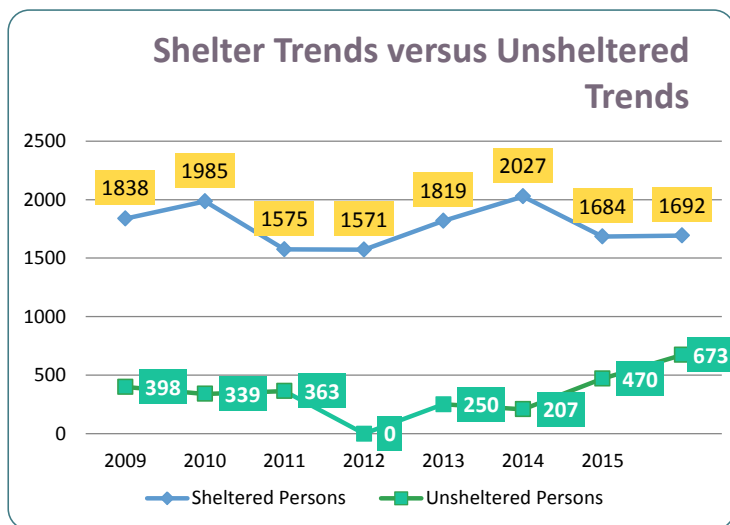


# NASHVILLE, DAVIDSON COUNTY, TN-POINT-IN-TIME TRENDS

## Sheltered + Unsheltered Counts: 2010-2016 Reporting Timeframe

	2009	2010	2011	2012	2013	2014	2015	2016	Average
Sheltered Persons	1838	1985	1575	1571	1819	2027	1684	1692	1774
Unsheltered Persons	398	339	363	0	250	207	470	673	386
Total PIT Number Reported	2236	2324	1938	1571	2069	2234	2154	2365	2075
% Change		3.94%	-16.61%	-18.94%	31.70%	7.97%	-3.58%	9.80%	

\*\*\*2012 Did not have an outdoor count.



\*Trends do not take into account changes to data collection or methodology.



The mission of MDHA is to create affordable housing opportunities, support neighborhoods, strengthen communities and help build a greater Nashville.